

Family and Friends 1

Class Book



Naomi Simmons

OXFORD
UNIVERSITY PRESS

Scope and sequence

منصة مدرسية تعليمية



Starter: Hello!

4

Hello. Goodbye. How are you? I'm fine, thank you. What's your name? My name's ...
How old are you? I'm ... Numbers 1 – 10 Days of the week Colours of the rainbow

| | | Words | Grammar | Phonics | Skills |
|----------------------------|----|---------------|--|--|---|
| 1 What's this? | 8 | School things | What's this? It's a pen. | Initial sounds: a b c d Aa: apple Bb: bird Cc: cat Dd: duck | Reading: a description Listening: identifying objects Speaking: What's this? It's ... Writing: counting words in a sentence, writing about my school things (Workbook) |
| 2 Playtime! | 14 | Toys | my / your Is this your teddy? Yes, it is. No, it isn't. | Initial sounds: e f g h Ee: egg Ff: fig Gg: goat Hh: hat | R: a poem: 'My favourite things' L: identifying favourite things S: What's your favourite ...? W: dividing sentences into words, writing about my favourite toys (WB) |
| 3 This is my nose! | 20 | My body | arm / arms This is ... These are ... | Initial sounds: i j k l Ii: ink Jj: jam Kk: kite Ll: lion | R: instructions L: identifying different animals S: describing an animal's features W: identifying full sentences, writing about my body (WB) |
| Review 1 | 26 | | | | |
| 4 He's a hero! | 28 | Jobs | She's / He's a teacher. Is she / he a teacher? Yes, she is. No, he isn't. | Initial sounds: m n o p Mm: mum Nn: nurse Oo: orange Pp: pen | R: an autobiography L: identifying people by their jobs S: Is he a doctor? W: capital letters and full stops, writing about my family (WB) |
| 5 Where's the ball? | 34 | The park | Where's the ball? in / on / under | Initial sounds: q r s t u Qq: queen Rr: rabbit Ss: sofa Tt: teddy Uu: umbrella | R: a puzzle text L: identifying objects by location S: Where's the kite? W: capital letters at the start of names, writing about the park (WB) |
| 6 Billy's teddy! | 40 | My family | Possessive 's | Initial sounds: v w x y z Vv: van Ww: window Xx: box Yy: yo-yo Zz: zebra | R: a caption story L: distinguishing details S: Who's this? W: question marks, writing about my family's things (WB) |
| Review 2 | 46 | | | | |

| | | Words | Grammar | Phonics | Skills |
|----------------------------------|------------|-------------------------------------|---|---|--|
| 7 Are these his trousers? | 48 | My clothes | <i>This is her / his T-shirt. Are these his socks? Yes, they are. No, they aren't.</i> | The alphabet: the alphabet letter names and their sequence | R: a caption story L: identifying clothes S: <i>What colour are these trousers?</i> W: contractions: 's, writing about my favourite clothes (WB) |
| 8 Where's Grandma? | 54 | My house | <i>Is she in the kitchen? Yes, she is. No, she isn't. Where are Dad and Billy? Are they in the garden? No, they aren't.</i> | Digraphs: <i>sh</i> <i>shoes</i> <i>sheep</i> <i>fish</i> | R: information on a webpage L: listening for location S: <i>Where are the bedrooms?</i> W: identifying vowels, writing about my home (WB) |
| 9 Lunchtime! | 60 | My lunch box | <i>I've got two sandwiches. I haven't got my lunch box. an apple (an + a, e, i, o, u)</i> | Digraphs: <i>ch</i> <i>chair</i> <i>teacher</i> <i>chick</i> | R: information texts L: identifying key words S: <i>I've got a banana and a pear ...</i> W: using <i>a</i> and <i>an</i> , writing about my lunch box (WB) |
| Review 3 | 66 | | | | |
| 10 A new friend! | 68 | My friends Shapes | <i>He / She's got ... He / She hasn't got ... It's got ... It hasn't got ...</i> | Digraphs: <i>th</i> <i>three</i> <i>bath</i> <i>teeth</i> | R: a descriptive letter L: identifying different friends S: <i>She's got blond hair. Who is it?</i> W: contractions: 's / 've, writing about my friend (WB) |
| 11 I like monkeys! | 74 | The zoo | <i>I like monkeys. I don't like elephants. They're big. I'm little.</i> | CVC words: <i>a</i> <i>cat</i> <i>man</i> <i>fan</i> | R: a poem: 'What am I?' L: identifying preferences S: <i>It's got four legs. It's black and orange.</i> W: identifying adjectives, writing about animals I like (WB) |
| 12 Dinnertime! | 80 | Food Drinks | <i>Do you like carrots? Yes, I do. No, I don't. What do you like? I like yogurt.</i> | CVC words: <i>e</i> <i>bed</i> <i>pen</i> <i>red</i> | R: information texts L: identifying food preferences S: <i>What do you like?</i> W: negative contractions: <i>n't</i> , writing about food I like (WB) |
| Review 4 | 86 | | | | |
| 13 Tidy up! | 88 | My bedroom Numbers 11 – 20 | <i>There's ... There are ...</i> | CVC words: <i>i</i> <i>bin</i> <i>fig</i> <i>tin</i> | R: a descriptive letter L: distinguishing details S: <i>Where are the shoes?</i> W: question marks and full stops, writing about my bedroom (WB) |
| 14 Action Boy can run! | 94 | Verbs | <i>He can / can't fly. Can he talk? Yes, he can. No, he can't.</i> | CVC words: <i>o</i> <i>doll</i> <i>fox</i> <i>log</i> | R: descriptions L: identifying animals S: <i>It can run. It's brown and big.</i> W: contractions: <i>can't</i> , writing about what I can do (WB) |
| 15 Let's play ball! | 100 | The beach | <i>Let's + verb</i> | CVC words: <i>u</i> <i>rug</i> <i>jug</i> <i>sum</i> | R: an information poster L: distinguishing details S: <i>Let's play ball!</i> W: identifying verbs, writing about the beach (WB) |
| Review 5 | 106 | | | | |
| Grammar reference | 108 | | | | |



Lunchtime!

منصة مدرسية تعليمية

Lesson One Words

1 Listen, point and repeat. 87



lunch box



sandwich



drinks

2 Listen and chant. 88



apple



banana



biscuit

3 Listen and read. 89

1

It's lunchtime.
Get your lunch boxes.

Oh no! I haven't got my lunch box.

2

I've got two sandwiches and two drinks. Here you are.

Thank you, Jane.

3

I've got an apple.
And I've got a banana. Choose one.

Mmm Nn Oo

Thanks. The apple, please.

4

Look! Now I've got ten sandwiches and six drinks. Please share my lunch!



1 Listen to the story again and repeat. Act.

2 Look and say.

Let's learn!



I've got two sandwiches.



I haven't got my lunch box.



I've got an apple.

I've got = I have got
haven't got = have not got

3 Write.

I've got

I haven't got



I haven't got a drink.



I've got a lunch box.



I haven't got a sandwich.



I've got a banana.



I've got two drinks.



I haven't got an apple.

4 Look at the pictures again. Say and answer.

a sandwich an orange a drink a lunch box an apple a banana

I've got two drinks.

Number 5!



Listen, point and repeat. 90

منصة مدرسية تعليمية



tomato



pear



grapes

2 Listen and chant. 91

3 Chant and do.



Open my lunch box!

Open my lunch box.
What can you see?
I've got a sandwich,
You can share with me.

I've got a tomato.
I've got a pear.
And I've got some grapes,
And I'm happy to share.



1 Listen, point and repeat. 92

ch

chair



teacher



chick



2 Listen and chant. 93

My name's Mina.
 This is my teacher.
 She's on a chair.
 She's got a little chick.

Chirp, chirp, chirp, says the chick.
 Chirp, chirp, chirp, says the chick.

My teacher's on a chair.
 She's got a little chick.



3 Read the chant again. Circle the *ch* sounds.

4 Look at the picture and circle the correct sound.

1



ch h c

2



c k ch

3



ch c h

4



s c ch

1 Point to the food. Say the words.

2 Listen and read. 94



In my lunch box I've got a cheese sandwich and a banana. I've got an orange. I haven't got a biscuit. I haven't got a drink today.

In my lunch box I've got a cheese and tomato sandwich. I haven't got a banana but I've got an apple. I've got a drink today.



I've got a pear and a biscuit in my lunch box. I've got two sandwiches. They're egg. My drink is water. I haven't got an apple today.



3 Read again. Write A, B or C.



Her lunch box is A.



Her lunch box is C.



His lunch box is B.














حلول

Listening

منصة مدرسية تعليمية

1 Listen and tick (✓). 95

| |  |  |  |  |  |  |  |  |
|---|---|--|---|---|---|---|---|---|
| 1  | | | ✓ | | | | | |
| 2  | | | | | | | | |
| 3  | | | | | | | | |

Speaking

2 Look at the pictures again. Ask and answer.

a sandwich an egg an apple a pear a banana
 an orange a biscuit eight grapes

I've got an orange. I've got a pear. What colour is my lunch box?

Your lunch box is blue.

Writing

3 Write.

an + a, e, i, o, u This is **an** orange.

This is **a** pear.

1 This is **a** biscuit.

2 I've got **an** apple.

3 I've got **an** egg.

4 This is **a** hat.

5 It's **a** sandwich.

6 I haven't got **an** umbrella.

Complete the writing task on page 65 of the Workbook.



Circle the odd-one-out. Write.

منصة مدرسية تعليمية

1

socks

shorts

kitchen

coat

kitchen

2

apple

orange

flat

tomato

Flat

3

dining room

living room

bedroom

pear

pear

4

dress

biscuit

grape

banana

biscuit

5

hat

house

T-shirt

trousers

House

2 Write.

Where's

Where are

He's

She's

They're

1



Where's Billy?

He's in the bedroom.

2



Where are

Mum and Dad?

They're in the kitchen.

3



Where are

Rosy's aunt and uncle?

They're in the dining room.

4



Where's

Grandma?

She's in the dining room too.

3 Write.

His


Her

منصة مدرسية تعليمية



- 1 Her socks are white.
- 2 His shorts are orange.
- 3 His T-shirt is green and orange.
- 4 His socks are blue.
- 5 Her trousers are green.

4 Write the letters.



5 Circle.



ch sh



ch sh



ch sh



ch sh

6 Read and colour.

My work in Units 7, 8 and 9 is



OK



Good



Excellent

Lesson One Words

1 Listen, point and repeat. 96



long



short



blond

2 Listen and chant. 97



brown




curly



straight

3 Listen and read. 98



1 Listen to the story again and repeat. Act.

2 Look and say.

Let's learn!



He's got short hair.
He hasn't got straight hair.



She's got blue eyes.
She hasn't got brown eyes.



It's got black eyes.
It hasn't got long hair.

he's got = he has got
hasn't got = has not got

3 Write.

's got hasn't got

1



He 's got blond hair.

2



She 's got straight hair.

3



It hasn't got blue eyes.

4



He 's got curly hair.

4 Look at the pictures again. Say and answer.

she's got straight hair.

Number 2.

Listen, point and repeat. 99

منصة مدرسية تعليمية



square



circle



triangle



rectangle

2 Listen and chant. 100

3 Chant and do.


It's a square!

It's got four sides.
They're all the same.
It's got four sides.
They're all the same.
It's a square!

It hasn't got sides.
It's smooth and round ...
It's a circle!

It's got four sides.
Two long, two short ...
It's a rectangle!

It's got three sides.
Just one, two, three ...
It's a triangle!





1 Listen, point and repeat. 101

منصة مدرسية تعليمية

th

three

3

bath



teeth



2 Listen and chant. 102

Baby Theo's in the bath,
One, two, three.

Baby Theo counts his teeth,
One, two, three.



3 Read the chant again. Circle the *th* sounds.

4 Look at the picture and circle the correct sound.



h

th

t

2

10

h

th

t

3

3

th

tr

h

4



th

s

sh



1 How many friends can you see?


2 Listen and read. 103

Dear Yasmina,

This is a picture of me with two friends.
All my friends are great.

Polly is my best friend. She has got blue eyes. She has got long, blond hair. Isabel is a good friend too. She has got straight, black hair. Her eyes are brown. I am in the picture too. I am short and I've got long, brown hair. My eyes are blue. Can you see me?

Tell me about your friends.
From
Sally.



3 Read again. Write the names.

1



2



3



1 Listen and number. 104



Speaking

2 Look at the picture again. Ask and answer.

She's got blond hair. Who is it?

It's number 1, Polly.

Writing

3 Circle 's and 've and match.

I've got blue eyes. = I have got blue eyes.

She's got black hair. = She has got black hair.

1 She's got brown eyes. b

2 It's got black eyes. d

3 I've got two brothers. a

4 He's got a toy train. c

a I have got two brothers.

b She has got brown eyes.

c He has got a toy train.

d It has got black eyes.

Which letters are missing?

's = _____ s

've = _____ ve

Lesson One Words

1 Listen, point and repeat. 105



elephant



giraffe



monkey

2 Listen and chant. 106



big



tall



little

3 Listen and read. 107

1 The zoo. Great! I like animals.

Look at the elephants, Billy.

Oh no! I don't like elephants. They're big!

2 Look at the giraffes.

Ahh! I don't like giraffes. They're tall!

3 Billy, you like animals. But you don't like elephants. And you don't like giraffes.

Look over there!

4 I like monkeys! I like monkeys! They're little and I'm little too.

Yes. They're funny and you're funny too!

1 Listen to the story again and repeat. Act.

2 Look and say.

Let's learn!



I **like** monkeys.



I **don't like** elephants.



They're **big**.
I'm **little**.

am / is / are + **big**

3 Write.

like

don't like



I **like** lions.



I **don't like** elephants.



I **don't like** giraffes.



I **like** monkeys.

4 Say and answer.

big

little

tall

black


brown

yellow

white

They're **big**.

They're **elephants**.



Listen, point and repeat. 108



tiger



snake



parrot

2 Listen and chant. 109

3 Chant and do.

Let's go to the zoo!

Hear the tigers growl, growl,
Growl, growl, growl, growl.
Hear the tigers growl, growl.
Hip, hip, hip hooray!


Let's go to the zoo, zoo, zoo!
What about you, you, you?
You can come too, too, too.
Let's go to the zoo, zoo, zoo!

Hear the snakes hiss, hiss, ...

Let's go to the zoo, zoo, zoo ...

Hear the parrots squawk, squawk, ...

Let's go to the zoo, zoo, zoo ...





دول

1 Listen, point and repeat. 110

cat



man



fan



2 Listen and chant. 111



The cat's got a hat.
The cat's got a hat.
a, a, a, a, a.

The man's got a fan.
The man's got a fan.
a, a, a, a, a.



3 Read the chant again. Circle the a in the middle of the words.

4 Write.



tha
hat



nám
man



afn
Fan



cta
Cat

- 1 Look at the picture. Talk about the animal.
- 2 Read and listen to the poem. 112

What am I?


I am an animal at the zoo.
 Listen now, this is true.

I'm yellow and brown. My tongue is red.
 I've got two little ears on top of my head.

My neck is long and I am tall.
 I haven't got any hands at all.

I can see the top of trees.
 My food is there. I like green leaves.
 To get my food, my tongue is long.
 Can you guess? Don't get it wrong!

So what am I? Do you know?
 I'm a giraffe and I'm saying 'hello'!



- 3 Read again. Write T (true) or F (false).

1 The giraffe is tall. T

3 The giraffe is black and white. F

2 The giraffe has got two hands. F

4 The giraffe has got two ears. T

1 Listen and draw ☺ or ☹.

Speaking
2 Look at the picture again. Ask and answer.

snake giraffe parrot tiger monkey lion

It's got four legs. It's black and orange. What is it?

It's a tiger.

Writing
3 Circle the adjectives.

It's a long snake. It's a little monkey.

1 It's a yellow lion.

2 It's a green snake.

3 This is a brown monkey.

4 They're tall giraffes.

5 It's an orange and black tiger.

6 It's a blue parrot.

Complete the writing task on page 79 of the Workbook.



Lesson One Words

1 Listen, point and repeat. 114



rice



meat



carrots

2 Listen and chant. 115



yogurt



fish



bread

3 Listen and read. 116

1

Rice, meat and carrots for Billy. Do you like carrots, Billy?

No, I don't. No carrots for me!

2

What do you like, Billy?
Do you like yogurt?

Yes, I do!

OK. First your carrots and then a yogurt.

3

Finished!

Good boy.
Here's your yogurt.

Mmm. I like yogurt.

4

Oh no!

1 Listen to the story again and repeat. Act.

2 Look and say.

Let's learn!



Do you like yogurt?
Yes, I do.



Do you like carrots?
No, I don't.



What do you like?
I like yogurt.

don't = do not

3 Write.

Yes, I do.

No, I don't.



Do you like yogurt?
Yes, I do.



Do you like bread?
No, I don't.



Do you like fish?
Yes, I do.



Do you like carrots?
No, I don't.

4 Point, ask and answer.

meat

rice

ice cream

yogurt

bread

tomatoes

Do you like meat?

Yes, I do.



Do you like carrots? Yes, I do.

Unit 12

81

Listen, point and repeat. 117



milk



juice



water

2 Listen and chant. 118

3 Chant and do.

Drink your milk!

Eat your figs and drink your milk,
Drink your milk,
Drink your milk.

Eat your figs and drink your milk.
Don't be late for school!

Eat your bread and drink your juice, ...

Here's your water, here's your bag, ...



1 Listen, point and repeat. 119

bed



pen




red



2 Listen and chant. 120



Ken's got a pen,
Pen, pen, pen.
Ken's pen is red,
Red, red, red.
Where's Ken's pen?
Pen, pen, pen.
It's on Ken's bed,
Bed, bed, bed.



3 Read the chant again. Circle the e in the middle of the words.

4 Match the words that rhyme.

1

Ken

hat

2

red

pen

3

cat

fan

4

man

bed

Arrows indicate rhyming pairs: Ken to man, hat to bed, red to cat, and pen to fan.

- 1 What food do you like? Point and say.
- 2 Listen and read.  121

The Family and Friends Café

| | | |
|--|---|---|
|  <p>Food</p> <p>Meat Fish Rice Bread Eggs Carrots Tomatoes</p> |  <p>Desserts</p> <p>Ice cream Yogurt Apple Banana Grapes</p> |  <p>Drinks</p> <p>Apple juice Orange juice Water Milk</p> |
|--|---|---|



Sally

I'm hungry. Let's look at the menu. I like meat and rice. I like carrots too. I don't like fish or eggs. I like ice cream. I like apple juice but I don't like milk.

I like ice cream too. And I like fish and eggs. I like rice but I don't like carrots. I like bananas but I don't like grapes. I like milk but I don't like apple juice.





Peter

- 3 Read again. Tick (✓) what Sally and Peter like. Cross (X) what they don't like.

| | | | | | | |
|-------|---|--|---|---|---|---|
| |  |  |  |  |  |  |
| Sally | ✓ | | | | | |
| Peter | | | | | | |

1 Listen and draw 😊 or ☹️. 122



Speaking

2 Look at the menu on page 84. Ask and answer.

What do you like?

I like eggs and ...

Writing

3 Circle n't and match.

isn't = is not

don't = do not

aren't = are not

1 I don't like fish. **b**2 It isn't a banana. **d**3 They aren't my shorts. **a**4 She isn't my sister. **c**

a They are not my shorts.

b I do not like fish.

c She is not my sister.

d It is not a banana.

What letter is missing? n ' t = n _ t

Complete the writing task on page 85 of the Workbook.







Circle the odd-one-out. Write.

منصة مدرسية تعليمية

- | | | | | | |
|---|----------|-----------|--------|----------|-----------|
| 1 | triangle | circle | rice | square | rice |
| 2 | giraffe | rectangle | lion | tiger | Rectangle |
| 3 | milk | water | juice | parrot | Parrot |
| 4 | snake | yogurt | monkey | elephant | yogurt |
| 5 | hair | meat | eyes | ears | Meat |

2 Write.

It's got It hasn't got

- | | | |
|---|---|---|
| 1 |  | This animal is tall. <u>It's got</u> a long neck. <u>It's got</u> four legs. <u>It's got</u> big ears. |
| 2 |  | This animal is big. <u>It's got</u> big teeth. <u>It hasn't got</u> fingers. |
| 3 |  | This animal is little. <u>It hasn't got</u> four legs. <u>It's got</u> two legs. |
| 4 |  | This animal is long. <u>It hasn't got</u> legs. <u>It's got</u> two eyes. |

3 Look at the pictures. Read and circle.

مدرسة تعليمية

| | | | |
|---|---|---|---|
| |  |  |  |
|  |  |  |  |
|  |  |  |  |

1



I like / don't like juice and I like / don't like fish.
I like / don't like yogurt.

2



I like / don't like yogurt and I like / don't like fish.
I like / don't like juice.

4 Look at the pictures and write.

1



2



3



a

Cat

e

bed

Fan

Pen

Hand

4



5



6



5 Read and colour.

My work in Units 10, 11 and 12 is



OK



Good



Excellent

Lesson One Words

1 Listen, point and repeat. 123



rug




bed



cupboard



shelf




pillow



blanket

3 Listen and read. 125



1 Listen to the story again and repeat. Act.

2 Look and say.

Let's learn!



There's a doll on the rug.



There are three books under the bed.

there's = there is

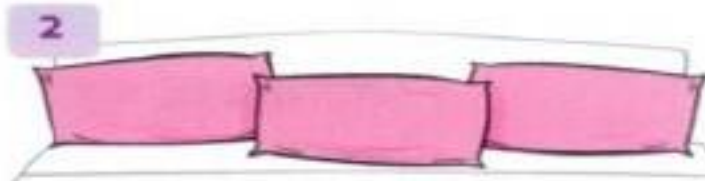
3 Write.

There's

There are



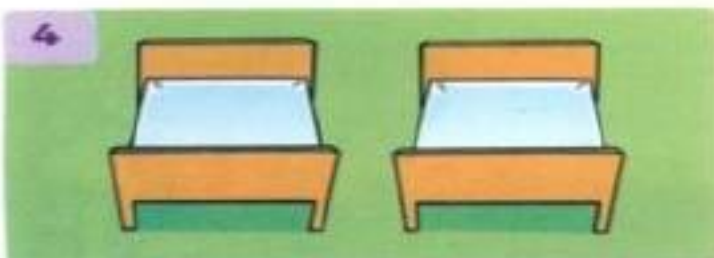
There's a blanket.




There're three pillows.



There's a cupboard.



There're two beds.



There're two rugs.



There's a shelf.

4 Look at the pictures again. Point, ask and answer.

How many blankets?

There's one blanket.



Listen, point and repeat. 126

11

eleven

12

twelve

13

thirteen

14

fourteen

15

fifteen

16

sixteen

17

seventeen

18

eighteen

19

nineteen

20

twenty

2 Listen and chant. 127

3 Chant and do.

There are ten in the bed

There are ten in the bed,
And the little one says,
"Two more, two more."
Two more get in.
Eleven, twelve!

There are twelve in the bed,
And the little one says,
"Two more, two more."
Two more get in.
Thirteen, fourteen!

There are fourteen in the bed, ...
Fifteen, sixteen!

There are sixteen in the bed, ...
Seventeen, eighteen!

There are eighteen in the bed, ...
Nineteen, twenty!

Help!





1 Listen, point and repeat. 128

bin



fig

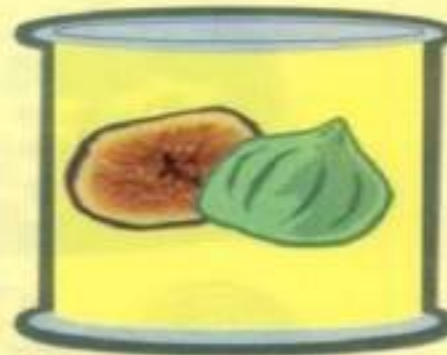


tin



2 Listen and chant. 129

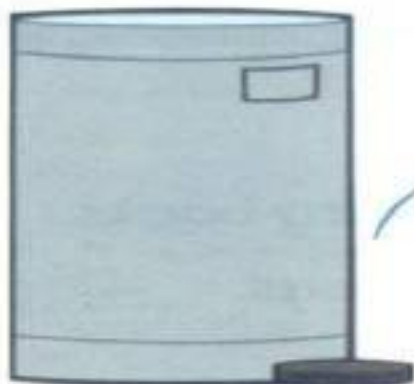
A big, big fig
In a big, big tin.
Eat the big fig.
Put the tin in the bin.



3 Read the chant again. Circle the *i* in the middle of the words.

4 Listen to the sounds and join the letters. 130

What is in the bin?



i

i

e

e

e

i

i



e

e

i

i

i

e

e




- 1 What's in the bedroom? Point and say.
- 2 Listen and read. 131

★ STAR LETTER ★

Dear Junior Magazine,
This is a picture of my bedroom.
There is a bed in my bedroom.
There are lots of footballs on my blanket
and pillow. There is a book shelf.
I have got twelve books on my shelf.
Four books are about football.
My clothes are in my cupboard.
My favourite clothes are my red shorts and
red T-shirt for football.
I have got lots of toys and a big toy box.
There is a blue rug next to my bed.
There are footballs on my rug too!
I like my bedroom and
I like football!

Bye!

From Jamie (age 7)



Write to JUNIOR MAGAZINE, London, England

- 3 Read again. Write T (true) or F (false).

1 There are photos on his blanket. F

3 Jamie has got two cupboards. F

5 There are footballs on the rug. T

2 Jamie has got twenty books. F

4 He has got lots of toys. T

6 He likes his bedroom. T



منصة مدرسية تعليمية

1 Listen and write A or B. 132

A



B



1

B

2

☐

3

☐

4

☐

5

☐

6

☐

Speaking

2 Look at the pictures again. Ask and answer.

shoes

teddy

book

T-shirt

ball

bag

books

Where are the shoes?

They're on the rug.

Writing

3 Read the questions and answers. Write ? or .

Where's my pillow ? It's on your cupboard .

Is it on my cupboard ? Yes, it is .

1 There is a blanket on my bed .

3 Is it in the kitchen ?

5 There are lots of toys .

2 Where's the pillow ?

4 What's in my bedroom ?

6 His name's Jamie .

Complete the writing task on page 93 of the Workbook.




Lesson One Words

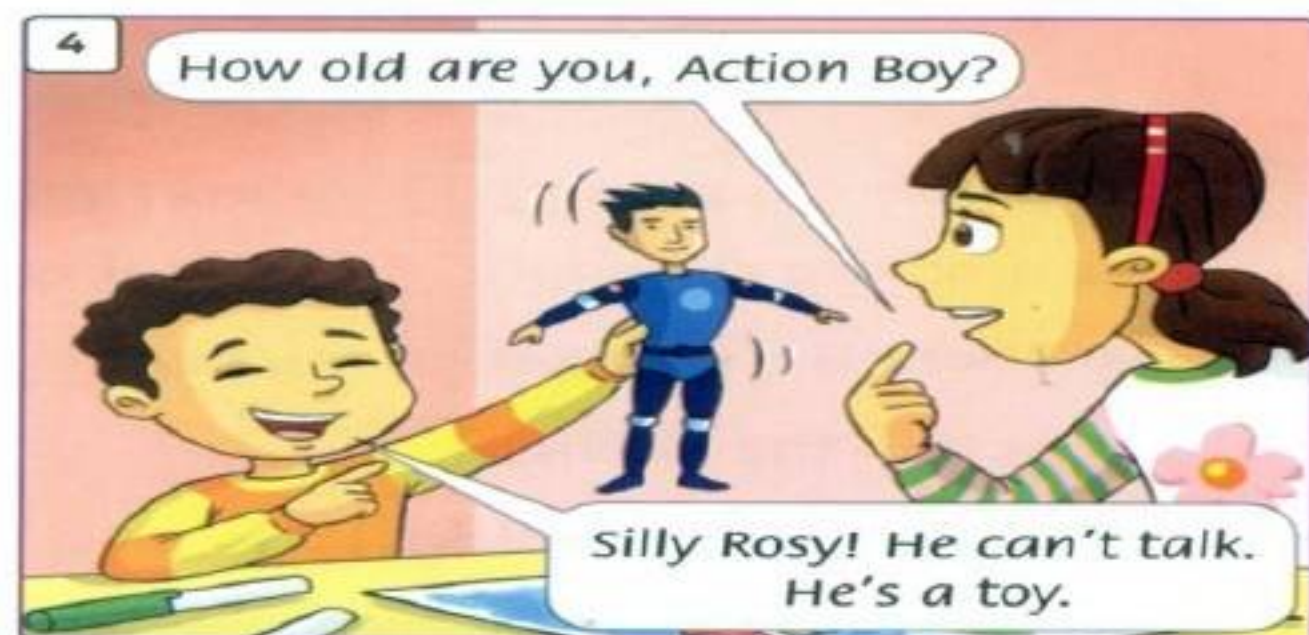
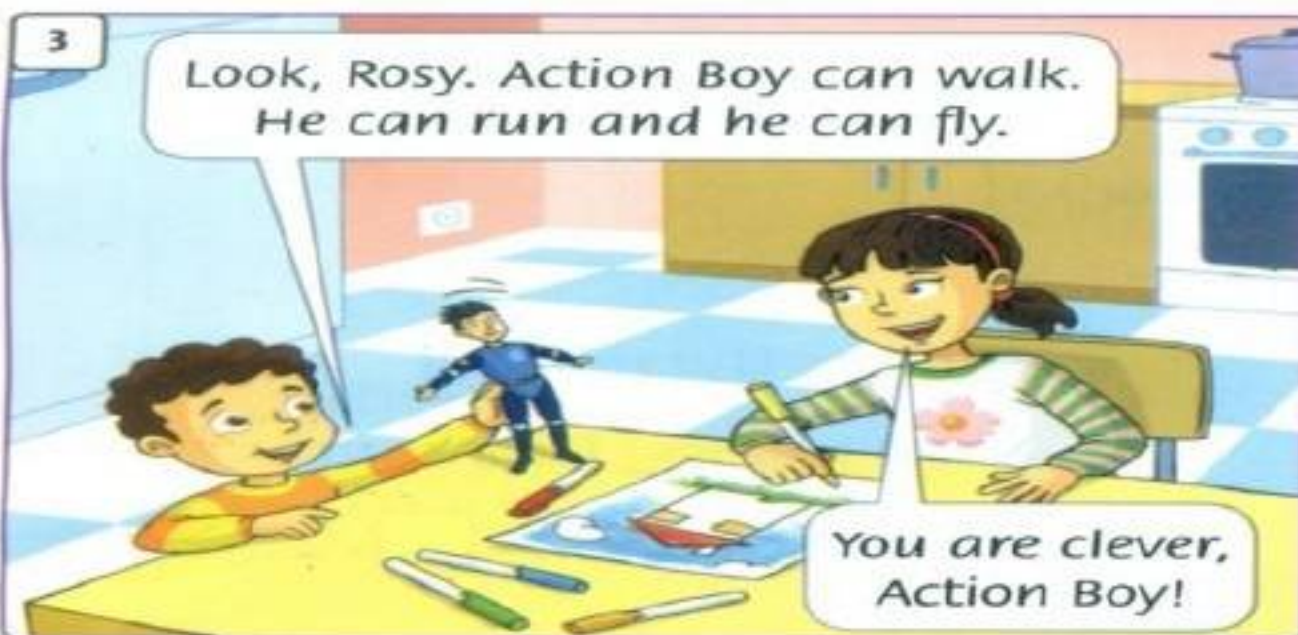

1 Listen, point and repeat. 133



2 Listen and chant. 134



3 Listen and read. 135



1 Listen to the story again and repeat. Act.

2 Look and say.

Let's learn!



He **can** fly.



He **can't** talk.



Can he play football?
Yes, he **can**.



Can he talk?
No, he **can't**.

can't = cannot

3 Write.

can

can't



This doll can't talk.



She can run.



She Can't climb.



She can walk.



She can swim.



She Can't fly.

4 Look at the pictures again. Point, ask and answer.

Can she talk?

No, she **can't**.

Listen, point and repeat. 136



2 Listen and chant. 137

3 Chant and do.

I can do anything!

I can write my alphabet,
My alphabet, my alphabet.
I can write my alphabet
From A to Z.

I can do anything, anything, anything,
I can do anything, if I try.

I can draw an elephant, ...
With two big ears.

I can do anything, ...

I can say this chant to you, ...
And make you smile.

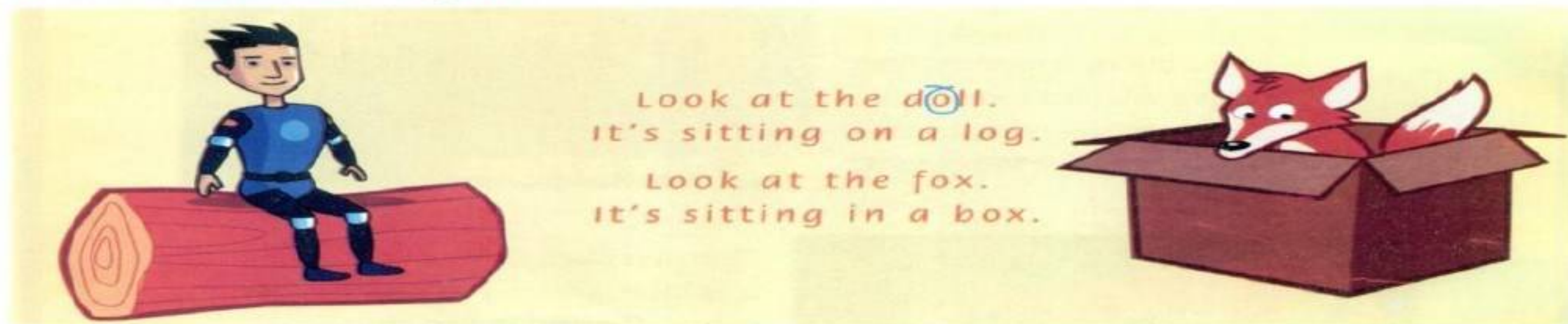
I can do anything, ...



1 Listen, point and repeat. 138

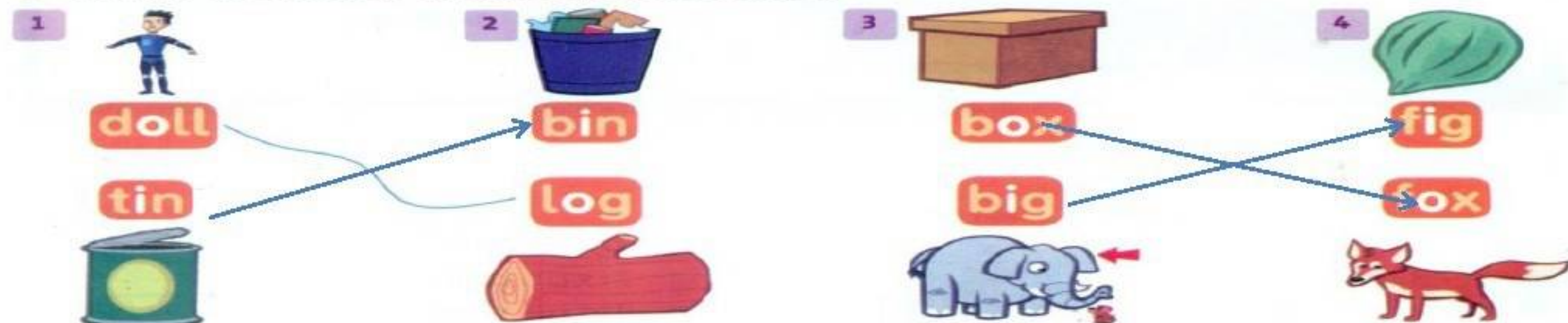


2 Listen and chant. 139



3 Read the chant again. Circle the o in the middle of the words.

4 Match the words that sound the same.



1 What animals can you see? What colour are they?

2 Listen and read. 140

Beautiful Animals

This is a very big cat.
It has got orange and black stripes.

It can swim.

It can climb trees.


It can jump.

And it can run very fast.

This animal likes meat.

You can see it at the zoo.

What is it?



It is a tiger.



It is a parrot.

This is a bird.

It is blue, green, red and yellow.

It can fly and it can sing.

It can't read and write.

But it can talk!

This animal likes fruit and nuts.

It can be a pet in a house.

What is it?

3 Read again and tick (✓).

| | tiger | parrot |
|-------------------|-------|--------|
| 1 It can fly. | | ✓ |
| 2 It can swim. | | |
| 3 It's a big cat. | | |

| | tiger | parrot |
|-----------------|-------|--------|
| 4 It can talk. | | |
| 5 It can climb. | | |
| 6 It can sing. | | |

Lesson One Words

1 Listen, point and repeat. 142



sandcastle



beach



crab

2 Listen and chant. 143



the sea




boat



shell

3 Listen and read. 144



1 Listen to the story again and repeat. Act.

2 Look and say.

Let's learn!



Let's make a sandcastle.
That's a good idea.



Let's play ball.
Great. OK!

3 Circle and write.



Let's make a sandcastle.

sandcastle

ice cream

crab



Let's swim in the sea.

house

living room

sea



Let's find shells.

a yogurt

shells

play



Let's play ball.

beach

ball

hat

4 Look at the pictures again. Point and say.

Let's make a sandcastle.

That's a good idea.



Lesson Three Chant

Listen, point and repeat. 145

منصة مدرسية تعليمية



sun cream



bat



ice lolly

2 Listen and chant. 146

3 Chant and do.

It's a wonderful day!

Hey, hey, hey!
It's a wonderful day.
We are going to the beach today.

Don't forget your sun cream,
Don't forget your hat.
Don't forget your frisbee,
Or your ball and bat.

Hey, hey, hey!
It's a wonderful day ...

Have an ice cream,
Have a drink.
Have an ice lolly,
Yellow or pink.

Hey, hey, hey!
It's a wonderful day ...





1 Listen, point and repeat. 147



sum
 $2+3=5$

2 Listen and chant. 148



I'm on the rug,
Rug, rug, rug.
With juice in a jug,
Jug, jug, jug.
Here is my mum,
Mum, mum, mum.
She's got my sum,
Sum, sum, sum.



3 Read the chant again. Circle the *u* in the middle of the words.

4 Listen to the sounds and join the letters. 149

Where is the doll?



| | | | | | | |
|---|---|---|---|---|---|---|
| u | i | o | i | o | u | o |
| o | o | u | o | u | i | i |
| i | u | i | u | i | o | u |



منصة مدرسية تعليمية

1 What can you see in the picture? Point and say.

2 Listen and read. 150



Welcome to our beach!



We like our beach a lot. It is very long and sandy. On the beach you can play bat and ball, football or frisbee. You can make sandcastles too. You can find shells and crabs in the rock pools. The sea is blue and clean. Here you can swim or go in a boat. Near the beach there are hotels and cafés. You can eat ice cream from the ice cream stalls.

It's lots of fun
at the beach,
but please ...



don't forget your
sun cream and
your hat.



don't swim alone -
swim with family
or friends.



put your litter in
the bins.



Enjoy!

3 Read again. Circle the correct words.

1 The beach is long / little.

2 On the beach you can play ice cream / bat and ball.

3 You can make sandcastles / cafés.

4 In rock pools you can find shoes / shells.

5 The sea is orange / blue.

Listening

1 Listen and write A or B. 151



1

2

3

4

5

6

Speaking

2 Look at the pictures again. Point and say.

play bat and ball

play football

find crabs and shells

play frisbee

make a sandcastle

put on sun cream

Let's play bat and ball.

Great. OK!

Writing

verbs = doing words

3 Circle the verbs.

Let's run. Let's go in a boat.

1 Let's swim.

3 Let's play ball.

5 Let's put on sun cream.

2 Let's walk.

4 Let's find shells.

6 Let's make a sandcastle.

Circle the odd-one-out. Write.

منصة مدرسية تعليمية

- | | | | | |
|---|-------|------------|--------|---------|
| 1 | bed | cupboard | shelf | shell |
| 2 | crab | sandcastle | twelve | boat |
| 3 | beach | thirteen | twenty | fifteen |
| 4 | walk | the sea | run | swim |
| 5 | rug | ice lolly | pillow | blanket |

shell

twelve

beach

The sea

Ice lolly

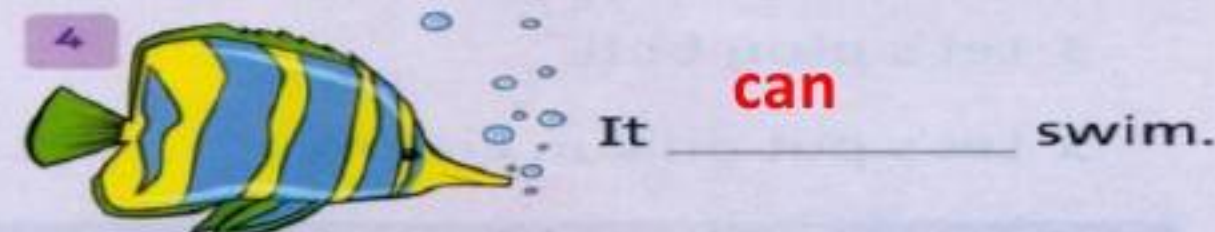

2 Write T (true) or F (false).



- There are two beds. T
- There's a kite under a bed. T
- There are books on the cupboard. T
- There are trousers on the rug. F
- There's a ruler on the shelf. T

3 Write.

can can't





Match.



Let's make sun cream.
 Let's put on crabs.
 Let's go in a boat.
 Let's find a sandcastle.

5 Circle the vowel.



6 Look at the pictures again and write.

a **e** **i** **o** **u**
fan Pen Fig Log Jug

7 Read and colour.

My work in Units 13, 14 and 15 is

OK **Good** **Excellent**



1 Listen and number. 141



Speaking

2 Look at the pictures again. Say and answer.

It's got four legs. It can run. It's brown and big.

Yes, it is.

Is it a lion?

Writing

3 Circle n't and match.

can't = cannot

1 It can't read. ☐

2 A tiger can't fly. ☐

3 Action Boy can't talk. ☐

4 I can't swim. ☐

a Action Boy cannot talk.

b It cannot read.

c I cannot swim.

d A tiger cannot fly.

What letter is missing? n ' t = n t

Complete the writing task on page 99 of the Workbook.

