



Welcome !



Next

Main Page

Previous

Welcome !

d

e

g

t

i



9

2

1

0

2 Match and say.

Next

Main Page

Previous

Unit 1

The body



[Next](#)

[Main Page](#)

[Previous](#)

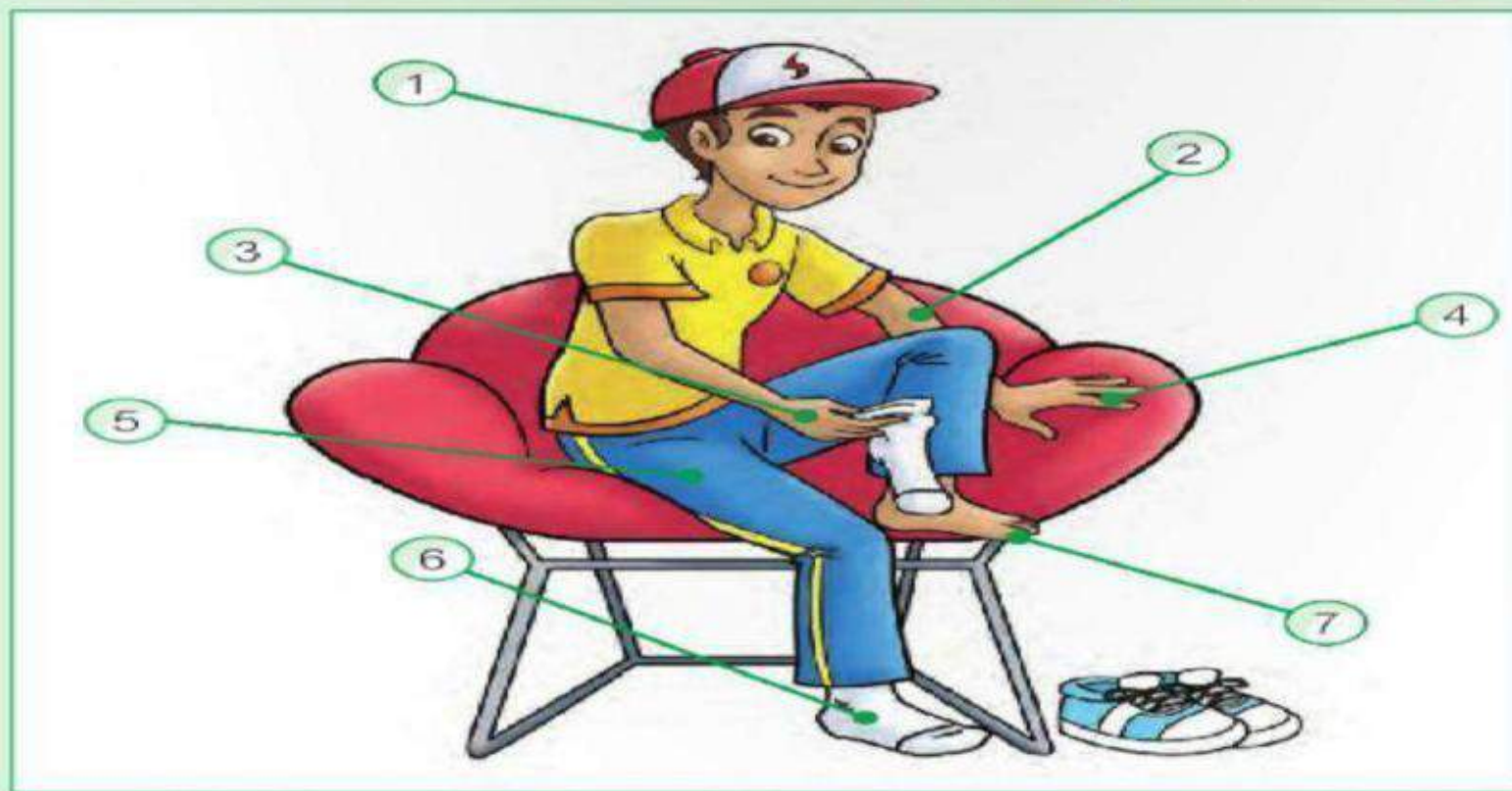
1 The body

Lesson 1

1 Listen and find. Listen and say.



head



Next

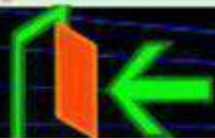

Main Page

Previous

1 The body

Lesson 1

2 Listen and say. Listen and chant.  



Next

Main Page

Previous

1 The body

Lesson 1

3 Listen and find. Listen and say.



big head

b h p



[Next](#)

[Main Page](#)


[Previous](#)

1 The body

Lesson 1

4 Listen and do. Say and do.  

Touch your hand.



Next

Main Page

Previous

1 The body

Lesson 2

1a Listen and read. Listen and match.   

a big leg

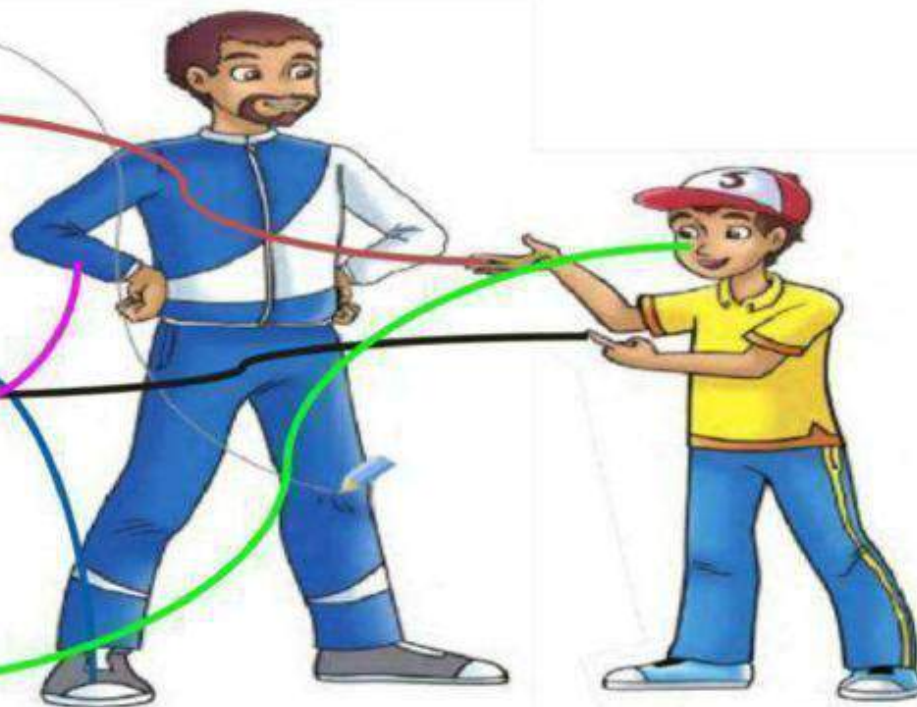
a small hand

a big foot

a small finger

a big arm

a small head



1b Cover and say. 

Next

Main Page

Previous


1 The body

Lesson 2

2 Match and say.



pen
head
boy



Next

Main Page

Previous

1 The body

Lesson 2

3 Trace and copy. 



b

b b b b b b b b



h

h h h h h h h h




p

p p p p p p p

Grammar focus

Touch your hand.

Don't touch your arm.



Next

Main Page

Previous

1 The body

Lesson 2

4 Listen and number. Listen and say.   

7



hand

6



leg

1



toe

5



foot

4



arm

2



finger

3



head

Next

Main Page

Previous

Unit 2



[Next](#)

[Main Page](#)

[Previous](#)



2 My face

Lesson 1

1 Listen and find. Listen and say.



nose



Next

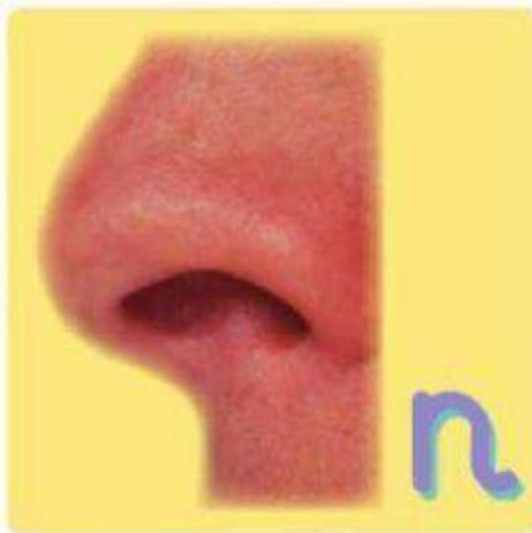
Main Page

Previous

2 My face

Lesson 1

2 Listen and say. Listen and chant.  



Next

Main Page

Previous

2 My face



Lesson 1

3 Listen and find. Listen and say.



m n r

pink nose




Next

Main Page

Previous


2 My face

Lesson 1

4a Listen and do. 

4b Say and do. 

Touch your nose!






[Next](#)

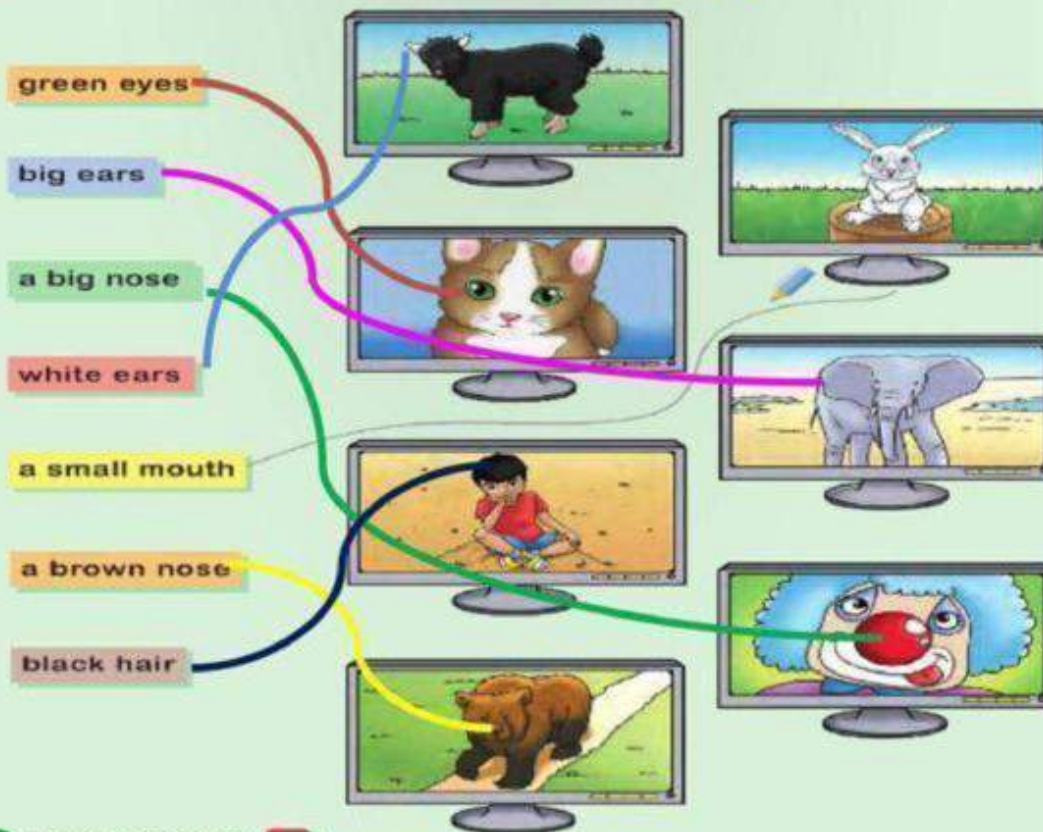
[Main Page](#)

[Previous](#)

2 My face

Lesson 2

1a Listen and read. Listen and match.   



1b Cover and say. 



Next

Main Page

Previous

2 My face

Lesson 2

2 Match and say.  

mouth

nose

robot




 **Next**


Main Page

Previous 

2 My face

Lesson 2

3 Trace and copy. 



Next

Main Page

Previous

2 My face

Lesson 2

4 Listen and number. Listen and say.   



ears



nose



mouth



hair



eyes



Next

Main Page

Previous

Revision 1






[Next](#)

[Main Page](#)

[Previous](#)

Revision 1

1 Look and find. Listen and say.   head 1



[Next](#)

[Main Page](#)

[Previous](#)

Revision 1

2 Draw a picture.



Next

Main Page

Previous

Revision 1

3 Listen and match. Listen and say.



1

2

3


4

5

6

7

8



Next

Main Page

Previous

Revision 1

4 Listen and say. Write.



b h p m n r



Next

Main Page

Previous

SAUDI STARS 1




[Next](#)

[Main Page](#)


[Previous](#)

SAUDI STARS 1

1 What is it? Play. Ask and answer. 

Big ears.
What is it?


An...?





Next

Main Page

Previous

- 2 Circle the face and body words. 

hand nose finger eyes arm ears leg head

- 3 Listen and do. Say the chant.  

Touch your ears

Touch your toes

Touch your legs

Touch your nose

Touch your _____

Touch your toes

Touch your _____

Touch your nose




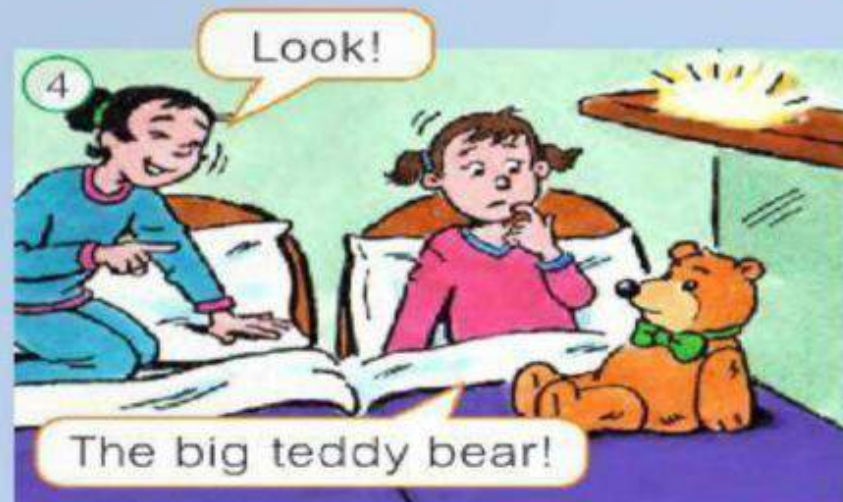


Next

Main Page

Previous

SAUDI STARS 1



4 Listen and read. 




[Next](#)

[Main Page](#)

[Previous](#)

5 **Project:** Draw and talk about an animal.  

A big nose, small ears, a big body...



Next

Main Page

Previous

Unit 3

My house



[Next](#)

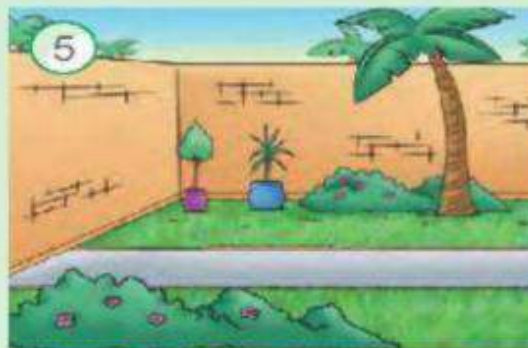
[Main Page](#)

[Previous](#)

3 My house

Lesson 1

1 Listen and find. Listen and say.  



Next

Main Page

Previous

3 My house

Lesson 1

2 Listen and say. Listen and chant.



j



u



y



Next

Main Page

Previous

3 My house

Lesson 1

3a Listen and find. Listen and say.



July




living room

3b Listen and find. Listen and say.



There's the living room.



Next

Main Page

Previous

3 My house

Lesson 1

4 Ask and answer.

Where's the book?



In the ...



Phrase bank

Where's the ...?

In the living room.


Next

Main Page

Previous

3 My house

Lesson 2

1a Read and match. Write the letter of the correct sentence. 

a Look! There's a garden.

b There's a door.

c There's a house.

d Look! There's a key.

1

d



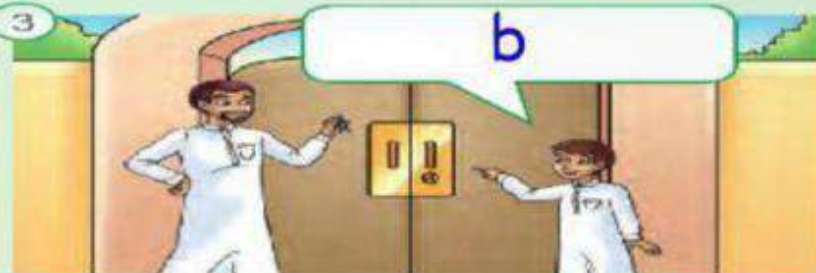
2

c



3

b



4

a



1b Listen and check. 

2 Match and say. 



Next

Main Page

Previous

3 My house

Lesson 2

2 Match and say.  

jacket
umbrella
yellow



Next

Main Page

Previous

3 My house

Lesson 2

3 Trace and copy. 



j

j

j

j

j

j

j

j

j

j



u

u

u

u

u

u

u

u

u

u



y

y

y

y

y


y

y

y

y

y



Next

Main Page

Previous

3 My house

Lesson 2

4 Listen and number. Listen and say.   




bedroom



living room



kitchen



garden



bathroom

Grammar focus

There's a key.
There's the living
room.

Next

Main Page

Previous

Unit 4



[Next](#)

[Main Page](#)

[Previous](#)


4 Food

Lesson 1

1 Listen and find. Listen and say.



apple



Next



Main Page

Previous

4 Food

Lesson 1

2 Listen and say. Listen and chant.



Next

Main Page

Previous

4 Food

Lesson 1

3 Listen and find. Listen and say.



apple



Next

Main Page

Previous

4 Food

Lesson 1

4 Ask and answer. Count. 

How many apples?

6 apples.



Phrase bank

How many oranges?

one egg

two eggs


 **Next**

Main Page

Previous 

4 Food

Lesson 2

1a Read and match. Write the letter of the correct sentence. 

- a No. I like orange juice. b Eat your rice, please.
c Drink your orange juice, please. d Do you like apple juice?





1b Listen and check. 

Next

Main Page

Previous

Lesson 2

2 Match and say.  

villa
window
x-ray




 **Next**


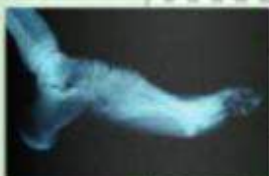
Main Page

Previous 

4 Food

Lesson 2

3 Trace and copy. 



Next

Main Page


Previous

4 Food

Lesson 2

4 Listen and number. Listen and say.   

1 apple.




Grammar focus

Do you like rice?

Yes, I like rice.

No, I don't like rice.



Next

Main Page

Previous

Revision 2



[Next](#)

[Main Page](#)

[Previous](#)



Revision 2

1a Look and listen. Find and say.  

juice

4



1b Listen and say.  

juice

4

Next

Main Page

Previous

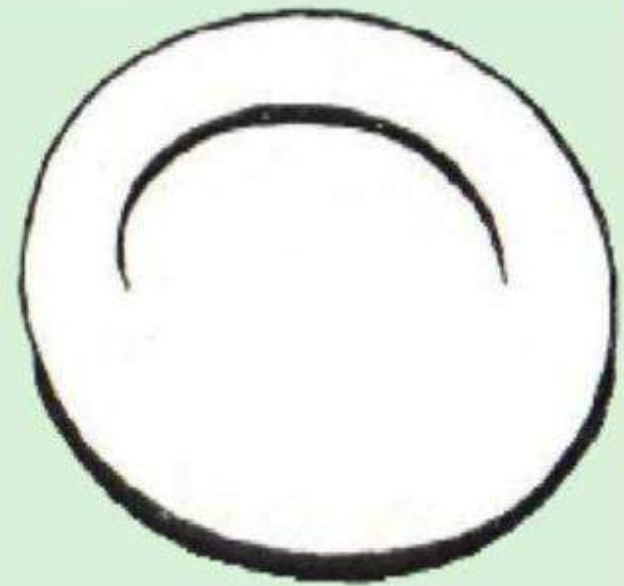
Revision 2

2 Draw and say.



Do you like apples?

Yes.



Next

Main Page


Previous

Revision 2

3 Listen and find. Listen and say.



Look at the living room.





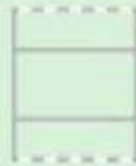
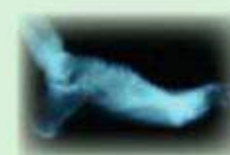


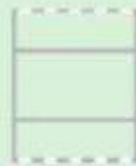





Next

Main Page


Previous

Revision 2

4 Listen and write.  



b h p m n r j u y v w x



Next

Main Page

Previous

SAUDI STARS 2




Next

Main Page

Previous

SAUDI STARS 2

1 Spot the differences in picture 2.



There are two eggs in the kitchen.

Next

Main Page

Previous

SAUDI STARS 2

2 Look and trace the letters. 

1



w b j x y

2



u w b y v

3



y b u j x

4



d j x y v



Next

Main Page

Previous

SAUDI STARS 2

3 Listen and read.



1

Drink the orange juice!

Thanks Mum.

2

Key?

Key! Uhhhh

3

In the living room?

The living room...no.

4

In the bedroom?

The bedroom...no.

5

In your hand?

My hand?

6

The key! Thanks Mum.

Next

Main Page

Previous

- 4 Chant and rhyme.
Read, listen and say.



Do you like rice?
Yes, I like rice.
It's nice, nice, nice.



- 5 **Project:** Draw a kitchen
with these things in it:




2 windows

3 apples

4 eggs

6 oranges

juice



Next

Main Page

Previous

Progress Check 1






Next

Main Page

Previous

Progress check 1

1 Listen and number.  




Next

Main Page

Previous

Progress check 1

2 Read, find and number. 

There's/There are...






1. kitchen 2. living room 3. eggs 4. hand 5. garden
6. window 7. key 8. apples 9. eyes 10. nose 11. drink

Next

Main Page


Previous

Progress check 1

3 Listen and read. Listen and match.   

Example: There's a garden.

- 1 There's rice in the kitchen.
- 2 Look at my hair.
- 3 Don't touch my toe!
- 4 Do you like oranges?
- 5 Drink the juice.



Next

Main Page

Previous

Progress check 1

4

Write the correct word.



Example: Eat the eggs eggs/juice.

- 1 I like _____ apples/nose.
- 2 There are 5 _____ eggs/kitchen.
- 3 Look at my brown _____ hair/eat.
- 4 The lion has a big _____ toes/head.
- 5 They're my _____ body/eyes.



Next

Main Page

Previous

Progress check 1

5 Match and write.



h n

x j

v b



j



Next

Main Page

Previous