



Unit 1




Wild Animals

lesson

1

Talk Time

1. Listen and point :




2. Practice the talks in pairs .

3. Act out the talks in pairs .



FunTime!

4. Listen to the teacher and look for the animal, say the letter .






I Can ...

- act out the talks about wild animals.
- tell friends the names of six wild animals using the animal chart.



GOAL 01



GOAL 02

lesson

2

Rhythms and sounds

1. Chant and mime .

I will catch a monkey, by the toes, by the toes.

I will catch a monkey, by the toes!

... a monkey, by the toes!

... an elephant, by the trunk!

... an elephant, by the trunk!

... a tiger, by the tail!

... a tiger, by the tail!

... a snake, by the head!

... a snake, by the head!


... a bear, by the nose!


... a bear, by the nose!



Sounds And Letters

2. Listen , and say match .







I Can ...

- chant the *Animal Chant*.
- play the What Animal Is This? Game with a partner.



GOAL 03



GOAL 04

Advice Time

It's better to be as smart as a wolf
than to be as strong as a lion.



lesson

3

Words in action

1. Listen , point and say .



1. Elephants ...
are big.
have trunks.



2. Zebras ...
are black and white.
have stripes.



3. Crocodiles ...
are scary.
have big teeth.



4. Chimpanzees ...
are smart.
have long arms.



5. Snakes ...
are long.
have no arms or legs.



6. Hippos ...
are fat.
have big mouths.

2. Practice the sentence In pairs .

One partner says the animal name , the other say one thing about it , then watch



Grammar Toolbox

one robot → two robots,
three robots, four robots ...

4. Animal two hints game .

Listen to two hints and say the animal's name

They are big.
They have trunks.



That's right!

I know!
Elephants.

Let me try!






I Can ...

- say something about three wild animals.
- play the Animal Two Hints Game.



GOAL 05



GOAL 06

lesson

4

Phonics

1. Listen , point and say , then listen , read ,and number 1 , 2 .

1 /e/



head

2 /i/



read



2

feather



1

peach



2



meat



1

bread

2. Listen , point , and say then match with u or u , e .

U says ... u, u, tub  and U says ... u, u, tube .



cup



cube



uniform



bus



duck






huge



2. Listen , say and match .



4. Read , and number then listen and check .

<p>1 /z/</p>  <p>arms</p>	<p>2 /s/</p>  <p>trunks</p>	<p>3 /iz/</p>  <p>noses</p>
--	--	--



1 hippos



3 crocodiles



2 snakes



2 elephants



2 dresses

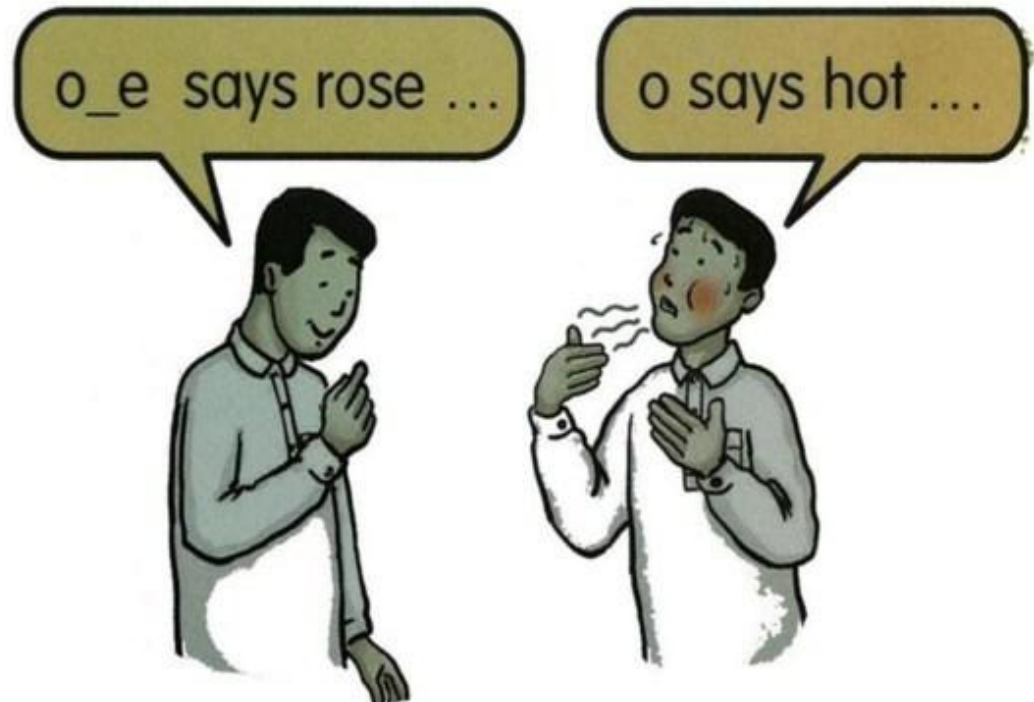


1 faces



5. Phonics race .


Say and mime words in pairs , use these letters o , o – u
ea u u-e oo






I Can ...

- listen, point and match pictures, words and letters.
- say, read and write the sounds for ea, peach and ea, head; u, duck; u_e, cube; oo, book and oo, boot by myself.



GOAL 07



GOAL 08

Unit 2


From here to
there

lesson

1

Talk Time

1. Listen and say :



2. Practice and Act out the talks in pairs .

2. Listen , point and say then write the missing letters .

station step stop


Walk straight two steps
and stop!



★ ★
★ FunTime!

4. Which way are you looking ?

Close your eyes and try to follow





I Can ...

- act out the talks about directions and going places with a partner.
- give directions to a partner, saying "Turn left.", "Turn right.", and "Walk straight."



GOAL 09



GOAL 10

lesson

2

Rhythms and sounds

1. Chant and do the actions .

When You See a Red Light



When you see a **red** light, **red** light, **red** light.

When you see a **red** light, **stop**, **stop**, **stop**.

When you see a **yellow** light,
yellow light, **yellow** light.



When you see a **yellow** light, **wait**, **wait**, **wait**.

When you see a green light,
green light, green light.



When you see a green light, go, go, go.

2. Listen , say and number then write the missing letters .

1 ship




2 chip



3 slip



sh eep



ch eese




sl eep



★ ★
★ FunTime!

3. Traffic signal game .

Listen to the leader and say what to do .






I Can ...

- chant the *When You See a Red Light* chant.
- say if a traffic signal says to stop, wait, or go.



GOAL 11



GOAL 12

lesson

3

Words in actions

1. Listen , point and say .

Watch out! It's a / an ...



1. truck



2. bus



3. train



4. motorbike



5. car



6. bicycle



7. taxi



8. police car



9. ambulance

2. Practice the words in pairs then race your partner .




FunTime!

3. Take a Trip .

Listen and trace with your finger from each place to the next to complete your trip , where do you end up ?

Where are you now?





Take a bus.



I Can ...

- say the names of three vehicles.
- tell someone two sentences like "Take a bus."
or "Take a taxi."



GOAL 13



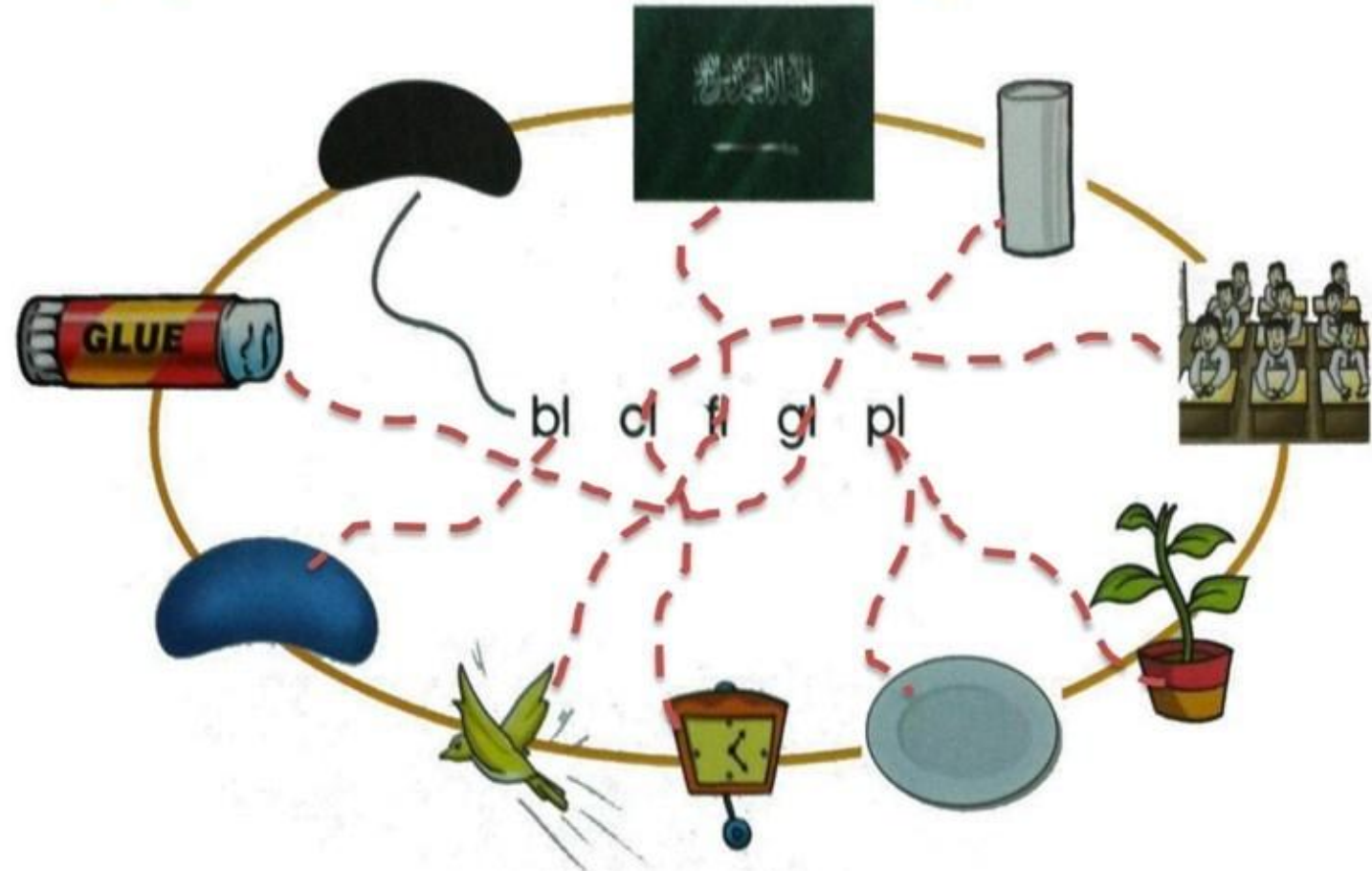
GOAL 14

lesson

4

Phonics

1. Listen , say and match then write the missing letters .



1. **bl**ack

2. **gl**ass

3. **fl**ag

4. **pl**ant

5. **cl**ock

6. **bl**ue

7. **fl**y

8. **pl**ate

Advice Time

Ask and you'll never be lost.






2. Picture puzzle .

Write five words from the photos

1. b e d 2. b u s 3. p l a n t

4. c a r 5. b i c y c l e





I Can ...

- listen, point, and match pictures, words, and letters.
- say, read, and write the sounds for bl, black; cl, clock; fl, flag; gl, glass; pl, plant.



GOAL 15



GOAL 16